

NEW CORIXIDÆ FROM WESTERN NORTH
AMERICA (HEMIPTERA)

BY H. B. HUNGERFORD

Department of Entomology, University of Kansas, Lawrence

In reporting some new species of Corixidæ from the western part of North America, I take this occasion to designate two new groups.

Krizousacorixa Hungerford, genus new

Surface nonrastrate. Eyes small, separated from the margins of the head by a comparatively wide space. Rostrum small, transversely wrinkled. Fourth segment of antenna less than half the length of the third. Lateral lobe of prothorax a little longer than broad, the superior margin a little shorter than the inferior one, deep set, its base nearly obscured by the side of the head in front and the inflated margin of the mesothorax behind. Male strigil right. Legs comparatively short. Anterior femora of the only known species inflated, with large patch of stridular pegs at base.

Genotype *Corixa femorata* Guérin, the type of which I have seen in the Paris Museum. A drawing of the head and front legs of this species was published by me on Plate I in the *Bulletin of the Brooklyn Entomological Society*, Vol. XX, No. 1, 1925.

This curious genus appears to stand quite alone. The wide space separating the rear margin of the eye from the rear margin of the head is in common with *Graptocorixa*, *Cymatia*, and *Glænocorisa*. From these it is separated by the relatively small eyes and by a very different pala in the males.

Graptocorixa Hungerford, genus new

Surface of hemelytra rastrate, transversely marked with undulate bands. Eyes prominent, a facial area pubescent, face short, rostrum small. Space beneath the lateral margin of the eye wide. Postocular space wide. Fourth segment of antenna less than half the length of the third. Lateral lobe of prothorax quadrate to rectangular with anterior distal angle incurved and posterior (upper) part usually thickened, mesoxyphus bilobate at tip. Dorsum of abdomen more or less red. Male strigil right and in size varying from minute to large. Legs comparatively short and stout. Anterior pala falcate terminated by a stout claw.

Genotype *Corixa abdominalis* Say. To this genus also belong: *Corixa serrulata* Uhler, *Corixa melanogaster* Kirk.

(= *Corixa unguiculata* Champ.), *Arctocorixa californica* Hungerford, *Arctocorixa uhleri* Hungerford, and *Arctocorixa gerhardi* Hungerford.

This genus has some relation to *Cymatia* Flor. and *Glæncorisa* Thoms. It agrees with them in having the fourth segment of the antenna less than half the length of the third and in having a broad postocular space on the head. Like *Cymatia* Flor, it possesses a strong claw on front pala, but does not have a smooth rostrum as in *Cymatia*.

The distribution of this group is distinctly southwestern North America. The records from specimens in the Kansas University entomological collections are as follows:

GRAPTOCORIXA ABDOMINALIS Say

Sutton County, Texas; Presidio County, Texas; Valentine, Texas; Alpine, Texas; Palo Verde, Imperial County, California; Espirita Santo Island, Gulf of California (Calif. Acad. Sci.); Organ Mountains, New Mexico; Mexico; S. E. Kane County, Utah; Catalina Mountains, Arizona; Hot Springs, Arizona; Warsaw, Arizona; Superstition Mountains, Arizona; Quartzside, Arizona; Culberson County, Arizona; Sabino Basin, S. Catalina Mountains, Arizona; Cochise County, Arizona; Gila County, Arizona (many of these approach the variety *bimaculata* Guér.); Yavapai County, Arizona; Santa Cruz, Arizona; Oracle, Arizona (Calif. Acad. Sci.); Yuma County, Arizona (Calif. Acad. Sci.).

GRAPTOCORIXA ABDOMINALIS, var. BIMACULATA Guér.

Mitla, Mexico; Mexico; El Paraiso, Lower California, Mexico; Colima, Vulcano, Mexico; Guatemala; Costa Rica.

GRAPTOCORIXA SERRULATA Uhler

San Antonio, Mexico; Valentine, Texas; Presidio County, Texas; Gila County, Arizona; Santa Cruz County, Arizona; Yavapai County, Arizona; Cochise County, Arizona; Oracle, Arizona (Calif. Acad. Sci.).

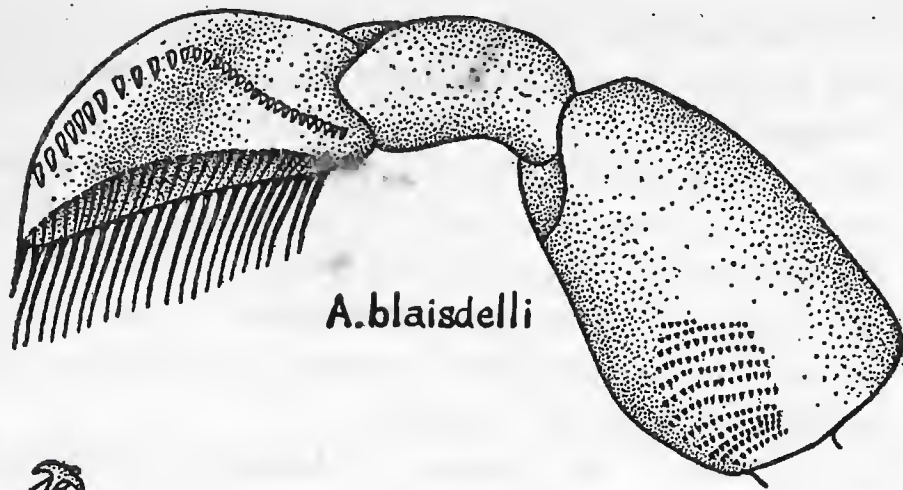
GRAPTOCORIXA UHLERI Hungerford

Described from California. Some from Monrovia Canyon, California, differ slightly from the types.

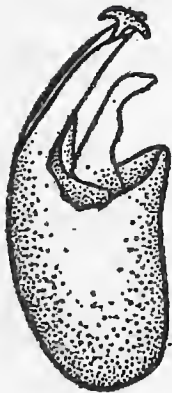
Descanso, California (Calif. Acad. Sci.); Santa Cruz Island, California (Calif. Acad. Sci.).

GRAPTOCORIXA CALIFORNICA Hungerford

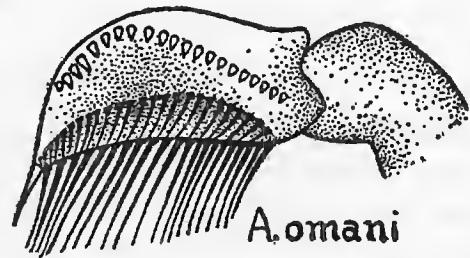
San Jacinto Mountains, California; "Californie Lansweert"; Pasadena, California; San Diego County, California; Huntington Lake, California (Calif. Acad. Sci.).



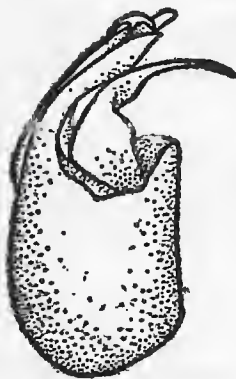
A. blaisdelli



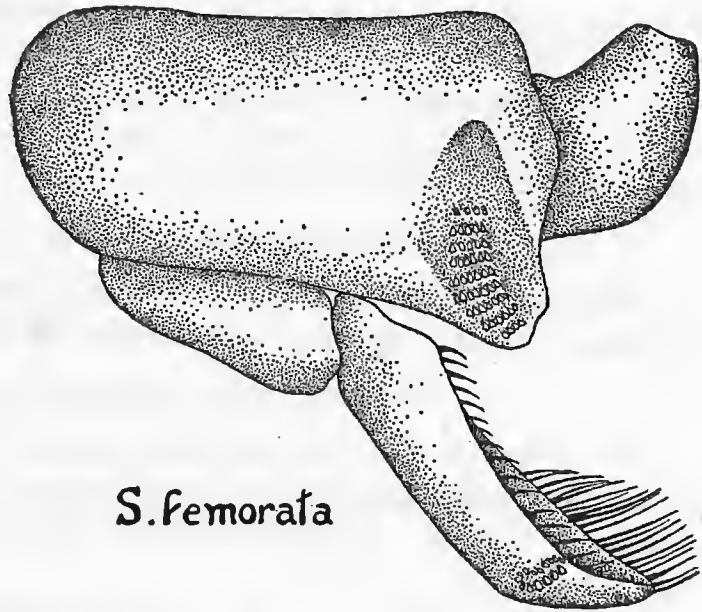
A. blaisdelli



A. omani



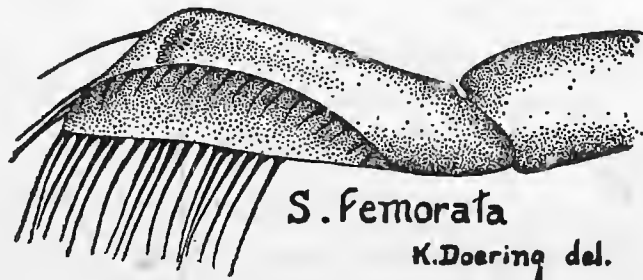
A. omani



S. femorata



S. femorata



S. femorata

K. Doering del.

GRAPTOCORIXA GERHARDI (Hungerford)

Santa Cruz County, Arizona; Musquiz Canyon, Fort Davis, Texas; Brewster County, Texas. (These are slightly different from the types.)

GRAPTOCORIXA MELANOGASTER (Kirkaldy)

Costa Rica, Mexico.

It is interesting to note that this genus appears to have a wider range than my *Neocorixa* which has been taken only in Gila County, Arizona, and Torance County, New Mexico. In some ways *Neocorixa* and *Graptocorixa* have a common resemblance. In the one the strigil of the male abdomen is on the left side, and in the other it is on the right side. I cannot find any indication of the curious abdominal asymmetry in *Graptocorixa* that is possessed by the females of *Neocorixa*.

***Arctocorixa omani* Hungerford, species new**

Size. Length, 6.6 mm. Width across head, 2.25 mm.

Color. General facies medium brown. Distinct barring on pronotum and basal half of clavus, nine to ten dark bands on pronotum. The pale bands broader than the dark ones on basal half of clavus, pattern on remainder of hemelytra reticulate, sometimes confused with only a suggestion of cross-line effect, except embolium which is sooty brown to black. Vertex, face and limbs light, venter more or less dark.

Structural characteristics. Pronotum and clavus rastrate. Head and pronotum short. Interocular space appearing a trifle narrower than an eye. Metaxyphus about as long as wide, of the usual triangular shape. Male facial fovea shallow, not attaining the eyes laterally. Male pala of usual form as shown by Figure 3 on Plate 1, with twenty-one pegs in the row. Strigil of average size, a little longer than wide, composed of six striæ, the outer one incomplete. Male genital capsule as shown in Figure 4.

Described from thirty-four specimens from Carson City, Nevada, August 9, 1929, taken by R. H. Beamer. Holotype, allotype, and some paratypes in University of Kansas collection. Paratypes also in United States National Museum and the California Academy of Science.

I have to report this species also from: Phillips Station, Eldorado County, California, July 24, 1921, 7000 feet elevation, collected by F. E. Blaisdell (Calif. Acad. Sci.); Mono Lake, California, May 12, 1917, C. L. Fox collector (Calif.

Acad. Sci.); Mount Kaiser, California, July 19, 1919, Fresno County, 10,000 feet., F. C. Clark collector (Calif. Acad. Sci.); Eagle Lake, Lassen County, California, July 31, 1921, J. O. Martin collector (Calif. Acad. Sci.); Vancouver Island, August 8, 1898, G. W. Taylor collector (E. P. Van Duzee); Chilliwack, B. C., September 20, 1925.

Arctocorixa blaisdelli Hungerford, species new

Size. Length, 8.4 mm. Width of head, 2.7 mm.

Color. General facies of usual sort. Eight to ten dark bands on pronotum. Pale bands slightly wider than the dark. Cross banding of hemelytra entire only on base of clavus, elsewhere broken but transverse somewhat undulate figures, the pale ones more slender than the dark. Head and limbs pale, venter more or less dark.

Structural characteristics. Pronotum and clavus rastrate. Vertex of head slightly higher than the eye. Facial fovea of male marked, not attaining the eyes laterally. Metaxyphus slender. Front leg of the male as shown in Figure 1 on Plate. A stridular patch of about a dozen rows of pegs on base of front femur and thirty to thirty-two pegs in the palmar row. These pegs increase in size from the base. Strigil of male rectangular and transverse, of fifteen striæ. Clasper of male as shown in Figure 2 on Plate.

Described from the following series: Seven specimens, Vine Hill, Contra Costa County, California, July 5, 1911, collected by F. E. Blaisdell. Holotype in collection of California Academy of Science. Other specimens of this species as follows: San Francisco, California, July 9, 1911, E. C. Van Dyke, two specimens. Six specimens, Lagunitas, Marin County, California, June 25, 1924, E. H. Nast, collector. Two specimens, Berkeley, California, September 23, 1915, collected by E. C. Van Dyke.

Some other records worthy of noting are as follows: *A. utahensis* Hungerford, Red Lake, altitude 10,500 feet, Fresno County, California; taken by E. C. Van Dyke (Calif. Acad. Sci.). *A. wileyi* Hungerford, Steen Mountains, Harvey County, Oregon, June 23, 1922, E. C. Van Dyke (Calif. Acad. Sci.). Eagle Lake, Lassen County, California, July 31, 1921, J. O. Martin (Calif. Acad. Sci.). San Diego County, California, Poway Valley, April 9, 1930, C. and D. Martin. (Some of these specimens are nearly black.)